


Helping pupils with a vision impairment in your class

Effective teaching



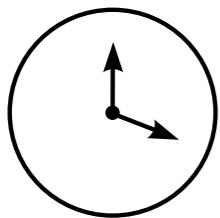
Print information on the white board using black pen and read it out as you write.



Avoid standing near a window; the glare will cause discomfort for the pupil.



Be aware that pupils may not respond to facial expression, gesture or body language.



Give pupils more time to scan materials and gather information.

Make sure the room, materials and equipment are right



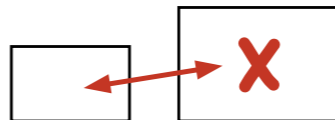
Keep the room clutter free.



Encourage the pupil to use a black pen/soft leaded pencil so they can record their writing more easily.



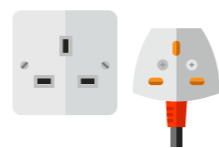
A good level of lighting is essential; use blinds to control sunlight.



Do not enlarge to A3.




Good contrast between foreground and background is essential.




Laptops or electrical equipment will require access to a safe power source.

Understanding the needs of pupils



Refer to the pupil by their name before speaking. Don't use 'you' or point.



Make sure pupils sit with their backs to the window.



Pupils need to be near the focus of the lesson; this may mean they have to move around the classroom.



Give pupils their own copies of books and worksheets.



Encourage pupils to handle and examine objects.



Allow extra work space for equipment or enlarged copies.