


Helping pupils with hearing impairment in your classroom


Effective teaching



Look directly at the pupil and face them when communicating or teaching.




Try and teach from the front of the classroom so the pupil can see you.



Try not to turn your back whilst working on smart boards – pupils need to see your lip pattern.



Speak naturally and clearly; remember speaking slower and louder won't help.



Use facial expressions, gestures and body language to help convey your message, but don't overdo it.



Some communication may be difficult for the pupil to understand; explain jokes, sarcasm and idioms.

Make sure the room, materials and equipment are right



Remember to turn on the subtitles when watching TV or DVDs.



Avoid standing near a window; the glare will cause discomfort for the pupil.



Eliminate as much background noise as possible.



Provide visual cues to help eliminate confusion.


Understanding the needs of pupils



Make sure you have the pupil's attention before speaking.



Pupils should be allowed to confer with their classmates if they don't hear.



Pupils should be seated appropriately; check the advice given by the specialist hearing impairment staff.